MDTE Series
Wire Wound Molded SMD Power Inductors
Size 32251B

FEATURES

- {ƵĎ ăǀ·ǘdzǸǀ·əƵƴ
-
-
-
-
-
-

Dimensions: [mm]

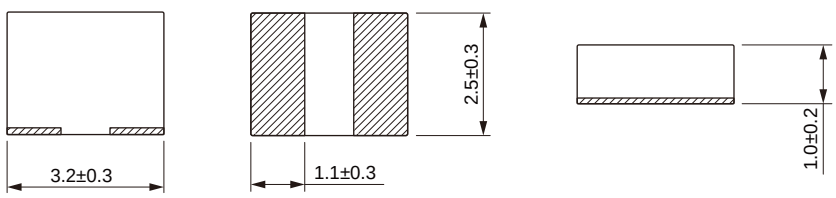

Land Pattern: [mm]

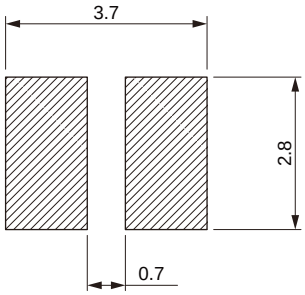

Electrical Properties:

Part No	Inductance @ 1MHz/1V (μH)	Tolerance	Satura on Current Typ. (A)	Satura on Current Max. (A)	Temperature Rise Current Typ. (A)	Temperature Rise Current Max. (A)	DC Resistance Max. (mΩ)
MDTE32251B-R22M	0.22	±20%	9.3	8.7	9.5	9.0	8.5
MDTE32251B-R33M	0.33	±20%	9.2	8.6	8.5	8.0	12
MDTE32251B-R47M	0.47	±20%	8.3	7.5	7.1	6.6	19
MDTE32251B-R68M	0.68	±20%	7.4	6.9	6.3	5.8	24
MDTE32251B-1R0M	1.00	±20%	6.6	5.8	5.7	5.2	30
MDTE32251B-2R2M	2.20	±20%	4.9	4.4	4.2	3.7	70
MDTE32251B-3R3M	3.30	±20%	3.5	3.1	3.2	2.8	95
MDTE32251B-4R7M	4.70	±20%	2.9	2.5	2.5	2.0	135

Saturation Current will cause L to drop approximately 30%
Temperature Rise Current: The actual value of DC current when the temperature rise is △T=40°C

Typical Electrical Characteristics:

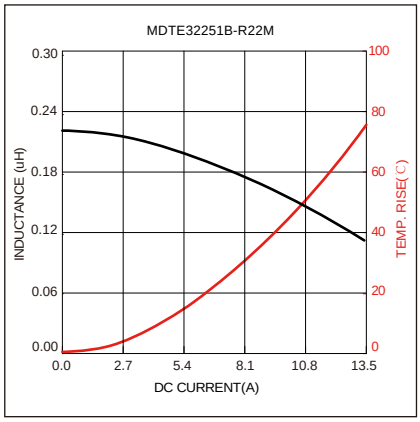

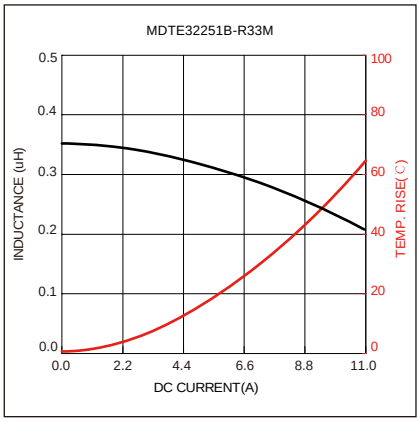

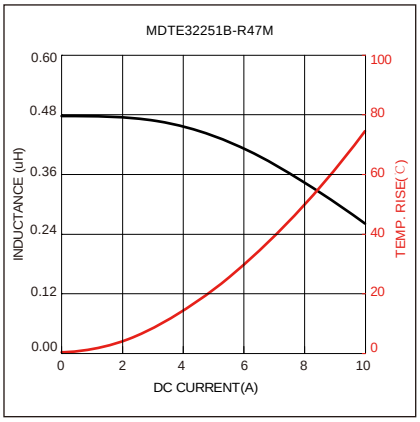

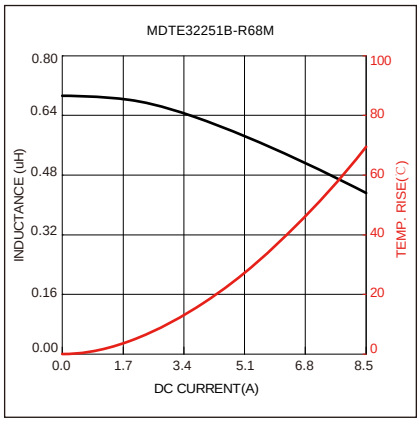

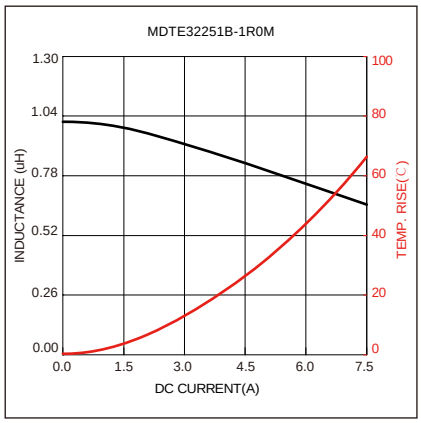

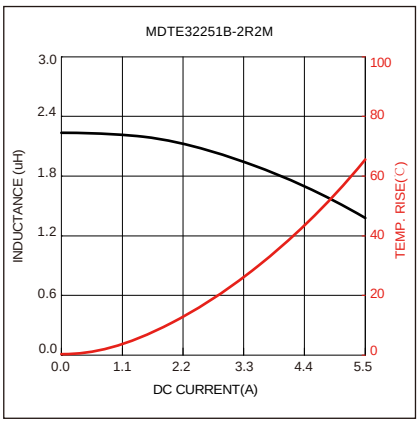

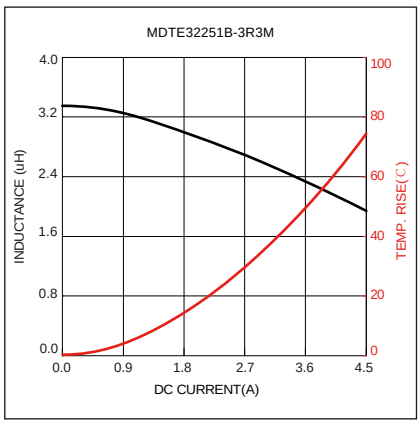

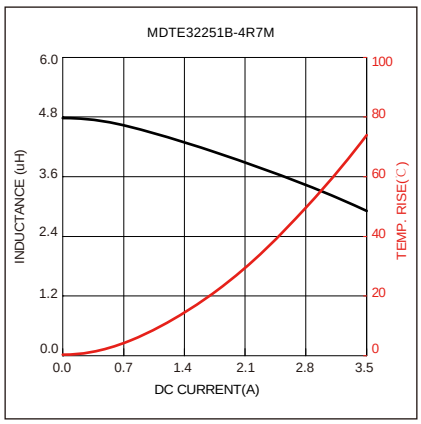

KOHER Electronic
4546 BATES DRIVE, YORBLINDA CA 92886 USA
714-325-4789 Contact@kohergroup.com

Soldering Reflow:

Packaging Information:

Tape Dimension:

Series	A0 (mm)	B0 (mm)	D (mm)	P0 (mm)	P1 (mm)	W (mm)	K0 (mm)	E (mm)	T (mm)
MDTE32251B	2.9±0.1	3.6±0.1	1.5±0.1	4.0±0.1	4.0±0.1	8.0±0.1	1.4±0.1	1.75±0.1	0.25±0.05

Peel force of top cover tape:

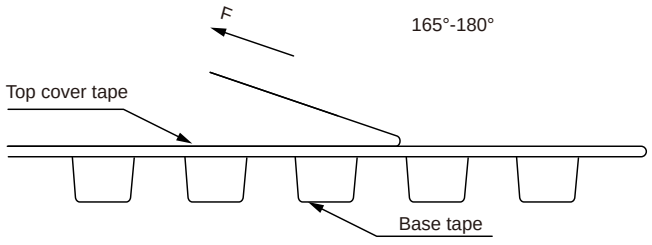

The peel force of top cover t pe sh ll be between 0.1 to 0.98 N

a

Reel Dimension：[mm]

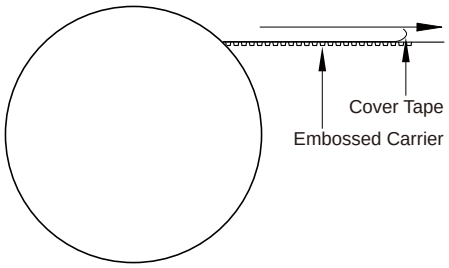

Packaging Quantity: